

TRANSMITTER COMBINERS

UHF 894 - 960 MHz

ELECTRICAL SPECIFICATIONS


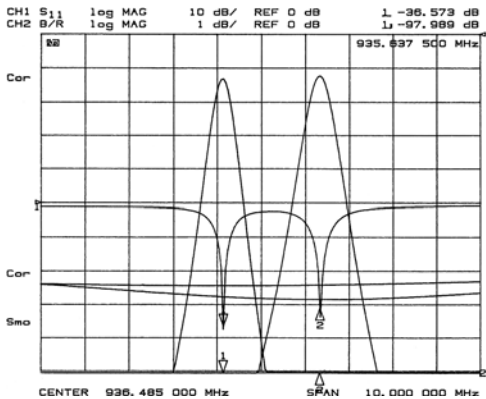
Model Number	66512/7D	66522/7D	66532/7D	66542/7D	66552/7D	66562/7D
Frequency Band (MHz)	894-960	894-960	894-960	894-960	894-960	894-960
# of Channels	Expansion	2	3	4	5	6
Max. Pwr Per Channel	125 W	125 W	125 W	125 W	125 W	125 W
Min. Frequency Spacing	500 KHz	500 KHz	500 KHz	500 KHz	500 KHz	500 KHz
Max. Insertion Loss	N/A	2.4 dB	2.6 dB	2.8 dB	3.0 dB	3.2 dB
Min. Insertion Loss	N/A	1.5 dB	1.7 dB	1.9 dB	2.1 dB	2.3 dB
Isolation Tx/Tx	90+ dB	90+ dB	90+ dB	90+ dB	90+ dB	90+ dB
Isolation Ant/Tx	70+ dB	70+ dB	70+ dB	70+ dB	70+ dB	70+ dB
Impedance	50 Ω	50 Ω	50 Ω	50 Ω	50 Ω	50 Ω
Max. VSWR In/Out	1.1:1 / 1.25:1	1.1:1 / 1.25:1	1.1:1 / 1.25:1	1.1:1 / 1.25:1	1.1:1 / 1.25:1	1.1:1 / 1.25:1
Isolator	Dual	Dual	Dual	Dual	Dual	Dual
Temperature Range	- 22 to +140 °F - 30 to +60 ° C	- 22 to +140 °F - 30 to +60 ° C	- 22 to +140 °F - 30 to +60 ° C	- 22 to +140 °F - 30 to +60 ° C	- 22 to +140 °F - 30 to +60 ° C	- 22 to +140 °F - 30 to +60 ° C
List Price	\$1,870.00	\$3,260.00	\$4,640.00	\$5,975.00	\$7,590.00	\$9,000.00

MECHANICAL SPECIFICATIONS

Cavity Dim (WxD)	Inches	7" x 7"	7" x 7"	7" x 7"	7" x 7"	7" x 7"	7" x 7"
	Metric	178 x 178	178 x 178	178 x 178	178 x 178	178 x 178	178 x 178
Finished Dim (HxWxD) (Max.)	Inches	N/A	8 3/4 x 19 x 16	15 3/4 x 19 x 16	15 3/4 x 19 x 16	22 3/4 x 19 x 16	22 3/4 x 19 x 16
	Metric		223 x 483 x 407	401 x 483 x 407	401 x 483 x 407	578 x 483 x 407	578 x 483 x 407
Connectors		N Female	N Female	N Female	N Female	N Female	N Female
Finish		EMR Gray	EMR Gray	EMR Gray	EMR Gray	EMR Gray	EMR Gray
Ship Weight: lbs.		18	32	45	63	75	102
kg.		8.2	14.6	20.5	28.6	34.1	46.3

66532/7D

66562/7D



FILTER FERRITE

TRANSMITTER COMBINERS

UHF 894 - 960 MHz


ELECTRICAL SPECIFICATIONS

Model Number	66572/7D	66572-6/7D	66582/7D	66582-6/7D	66592/7D	66592-6/7D
Frequency Band (MHz)	894-960	894-960	894-960	894-960	894-960	894-960
# of Channels	7	7	8	8	9	9
Max. Pwr Per Channel	115 W	125 W	100 W	125 W	90 W	125 W
Min. Frequency Spacing	500 KHz	500 KHz	500 KHz	500 KHz	500 KHz	500 KHz
Max. Insertion Loss	3.4 dB	3.4 dB	3.6 dB	3.6 dB	3.4 dB	3.4 dB
Min. Insertion Loss	2.5 dB	2.5 dB	2.7 dB	2.7 dB	2.8 dB	2.8 dB
Isolation Tx/Tx	90+ dB	90+ dB	90+ dB	90+ dB	90+ dB	90+ dB
Isolation Ant/Tx	70+ dB	70+ dB	70+ dB	70+ dB	70+ dB	70+ dB
Impedance	50 Ω	50 Ω	50 Ω	50 Ω	50 Ω	50 Ω
Max. VSWR In/Out	1.1:1 / 1.25:1	1.1:1 / 1.25:1	1.1:1 / 1.25:1	1.1:1 / 1.25:1	1.1:1 / 1.25:1	1.1:1 / 1.25:1
Isolator	Dual	Dual	Dual	Dual	Dual	Dual
Temperature Range	- 22 to +140 °F - 30 to +60 ° C	- 22 to +140 °F - 30 to +60 ° C	- 22 to +140 °F - 30 to +60 ° C	- 22 to +140 °F - 30 to +60 ° C	- 22 to +140 °F - 30 to +60 ° C	- 22 to +140 °F - 30 to +60 ° C
List Price	\$10,460.00	\$10,940.00	\$11,905.00	\$12,390.00	\$13,335.00	\$13,820.00


MECHANICAL SPECIFICATIONS

Cavity Dim (WxD)	Inches	7" x 7"	7" x 7"	7" x 7"	7" x 7"	7" x 7"	7" x 7"
	Metric	178 x 178	178 x 178	178 x 178	178 x 178	178 x 178	178 x 178
Finished Dim (HxWxD) (Max.)	Inches	29 3/4 x 19 x 16	29 3/4 x 19 x 16	29 3/4 x 19 x 16	29 3/4 x 19 x 16	36 3/4 x 19 x 16	36 3/4 x 19 x 16
	Metric	756 x 483 x 407	756 x 483 x 407	756 x 483 x 407	756 x 483 x 407	934 x 483 x 407	934 x 483 x 407
Connectors		N Female	N Female	N Female	N Female	N Female	N Female
Finish		EMR Gray	EMR Gray	EMR Gray	EMR Gray	EMR Gray	EMR Gray
Ship Weight: lbs.		116	116	135	135	156	156
kg.		52.7	52.7	61.3	61.3	70.8	70.8

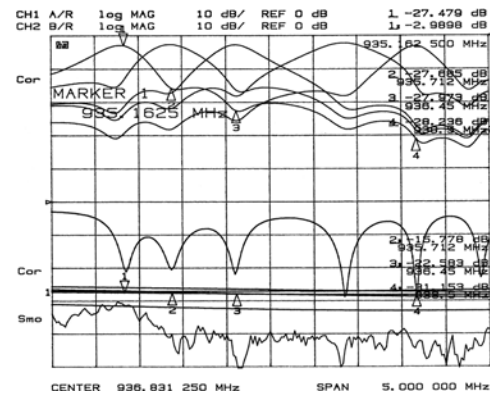
66572/7D



66582/7D



66592/7D



FILTER FERRITE