



E-Line Brass SMA Cable Connectors

Straight and Right Angle Plugs—Crimp Type For Flexible Cable

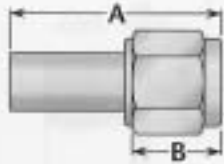


Figure 1
(Straight plug)

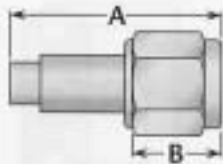


Figure 2
(Straight plug)

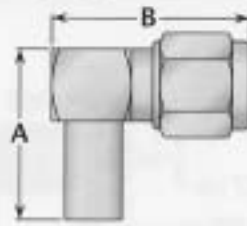


Figure 3
(Right angle plug)

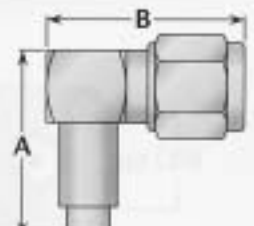


Figure 4
(Right angle plug)

Cable Group	Figure	Dimensions		Plating		Delta P/N	Assembly Procedure/ Trim Code
		A	B	Body	Contact		
5	1	.88	.330	Gold*	Gold	1303-017-G000-500	K/05
5	3	.65	.63	Gold*	Gold (C)	1307-017-G001-500	L/03
6	1	.88	.330	Gold*	Gold	1303-013-G000-500	K/05
6	3	.65	.63	Gold*	Gold (C)	1307-013-G001-500	L/03
9	1	.66	.330	Gold*	Gold	1303-037-G000-500	K/06
9	3	.65	.63	Gold*	Gold (C)	1307-037-G001-500	L/03
10	1	.66	.330	Gold*	Gold	1303-100-G000-500	K/06
10	3	.65	.63	Gold*	Gold (C)	1307-100-G001-500	L/03
11	2	.76	.330	Gold*	Gold	1303-038-G000-500	K/07
11	4	.65	.63	Gold*	Gold (C)	1307-038-G001-500	L/03

Straight and Bulkhead Jacks—Crimp Type For Flexible Cable

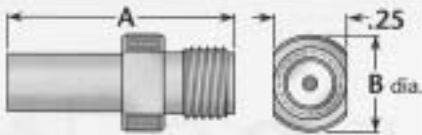


Figure 1 (Straight jack)

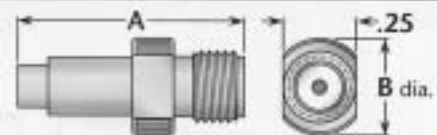


Figure 2 (Straight jack)

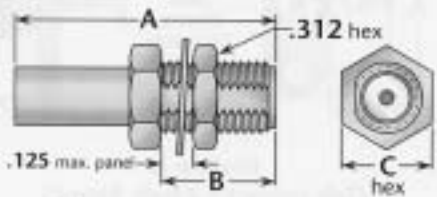


Figure 3 (Bulkhead jack)

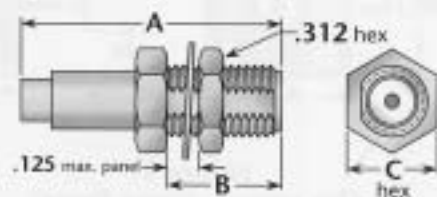


Figure 4 (Bulkhead jack)

Cable Group	Fig.	Dimensions			Mounting Figure	Plating		Delta P/N	Assembly Procedure/ Trim Code
		A	B	C		Body	Contact		
5	1	.76	.335	—	—	Gold*	Gold	1310-017-G000-500	K/08
5	3	.99	.500	.312	67	Gold*	Gold	1319-017-G670-500	K/10
6	1	.76	.335	—	—	Gold*	Gold	1310-013-G000-500	K/08
6	3	.99	.500	.312	67	Gold*	Gold	1319-013-G670-500	K/10
9	1	.74	.335	—	—	Gold*	Gold	1310-037-G000-500	K/08
9	3	.99	.500	.312	67	Gold*	Gold	1319-037-G670-500	K/10
10	1	.74	.335	—	—	Gold*	Gold	1310-100-G000-500	K/08
10	3	.99	.500	.312	67	Gold*	Gold	1319-100-G670-500	K/10
11	2	.74	.335	—	—	Gold*	Gold	1310-038-G000-500	K/09
11	4	.99	.500	.312	67	Gold*	Gold	1319-038-G670-500	K/11

* Also available with nickel-plated body—change G in Delta part number to N. * (C) in contact plating column indicates captive contact. See page 183 for cable groups. * Assembly procedures start on page 184. * See page 182 for mounting dimensions.