

SPECIFICATIONS

ELECTRICAL:

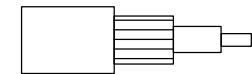
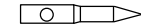
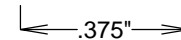
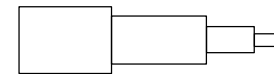
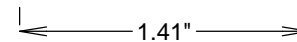
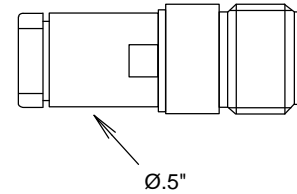
FREQUENCY: 0-11 GHZ
 VSWR 1.3:1 MAX
 IMPEDANCE: 50 OHMS

MECHANICAL:

MATERIAL BODY: NICKLE PLATED BRASS
 CENTER CONTACT: BRASS
 CONTACT PLATING: Si QQ-S-365
 INSULATOR: TEFLON
 INTERFACE: MIL-STD-348B
 ROHS COMPLIANT
 OP. TEMP RANGE: -55°C- +155°C

ASSEMBLY INSTRUCTIONS:

TRIM CABLE TO OVERALL LENGTH AS SHOWN;
 SLIDE BACKNUT, WASHER, GASKET, CLAMP ON CABLE;
 COMB BRAID WIRES OUT, FOLD BACK, TRIM FLUSH W CLAMP;
 TRIM DIELECTRIC & CENTER PIN AS SHOWN;
 ASSEMBLE REAR BUSHING;
 SOLDER CONTACT ONTO CENTER CONDUCTOR,
 INSERT ASSEMBLY INTO BODY, TIGHTEN NUT



STRIPPING DIMENSIONS

				S. M. ELECTRONICS L.L.C.			
				FAIRVIEW, TX 75069 WWW.SMELECTRONICS.US			
				TITLE			
				N-M CLAMP RG59			
SIZE		CAGE CODE		DWG NO		REV	
A		3FKR5		SC9304		--	
SCALE				SHEET			