

ADDITIONAL ACCESSORIES

66 - 108 MHz

ELECTRICAL SPECIFICATIONS


Model Number	2350/0	2350/4	2350/5	2350/5A
Frequency Band (MHz)	66-108	66-108	66-108	66-108
Description	Hybrid Coupler	Hybrid 60 W Load	Hybrid 125 W Load	Hybrid 150 W Load
Input Power (each port)	150 W	60 W	125 W	150 W
Bandwidth	70 MHz	70 MHz	70 MHz	70 MHz
Insertion Loss	3.2 dB	3.2 dB	3.2 dB	3.2 dB
Isolation Port-to-Port	25+ dB	25+ dB	25+ dB	25+ dB
Impedance	50 Ω	50 Ω	50 Ω	50 Ω
Max. VSWR	1.5:1	1.5:1	1.5:1	1.5:1
Temperature Range	- 22 to +140 °F - 30 to +60 ° C	- 22 to +140 °F - 30 to +60 ° C	- 22 to +140 °F - 30 to +60 ° C	- 22 to +140 °F - 30 to +60 ° C
List Price	\$480.00	\$570.00	\$755.00	\$810.00

MECHANICAL SPECIFICATIONS


Panel Dimensions: Inches	N/A	3 1/2 x 19	3 1/2 x 19	3 1/2 x 19
Metric		89 x 483	89 x 483	89 x 483
Connectors: Input	N Female	N Female	N Female	N Female
Output	N Female	N Female	N Female	N Female
Finish	EMR Gray	EMR Gray	EMR Gray	EMR Gray




2350/0



2350/4



2350/5



2350/5A