

DUPLEXERS - BASE STATION ANTENNA

144 - 190 MHz


64536/ENC



64544/SNC



64674/SNC



64546/SNC



ELECTRICAL SPECIFICATIONS

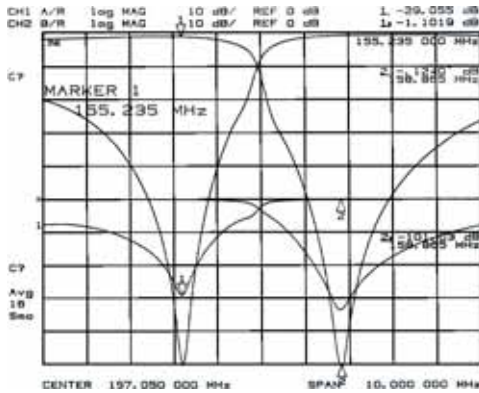
Model Number	64536/ENC	64544/SNC	64674/SNC	64546/SNC
Frequency Band (MHz)	144-190	144-190	144-190	144-190
Input Power	100 W	150 W	200 W	150 W
Spacing Min Space vs Loss Max Loss	3.00 MHz 2.0 dB	1.00 MHz 1.2 dB	0.75 MHz 1.5 dB	0.50 MHz 1.8 dB
Spacing Max Space vs Loss Min Loss	15 MHz 1.2 dB	15 MHz 0.8 dB	15 MHz 0.8 dB	15 MHz 1.2 dB
Isolation Min Type	80 dB 85 dB	80 dB 85 dB	80 dB 85 dB	90 dB 95 dB
Cavities Size / Qty.	3" / 6	4" / 4	7" / 4	4" / 6
List Price	\$924.00	\$1,265.00	\$1,410.00	\$1,918.00

MECHANICAL SPECIFICATIONS

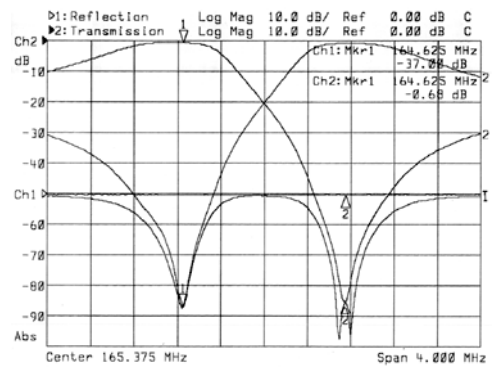
Dim (HxWxD) (Max.)	Inches	3 1/2 x 19 x 15	32 1/2 x 19 x 4 1/2	32 1/2 x 19 x 14 1/4	32 1/2 x 19 x 8 1/8
	Metric	89 x 483 x 381	826 x 483 x 115	826 x 483 x 362	826 x 483 x 207
Connectors		N Female	N Female	N Female	N Female
Finish		Chem Film	EMR Gray	EMR Gray	EMR Gray
Ship Weight: lbs. kg.		11 5.0	33 15.0	75 34.1	71 32.3

Dimensions are based on mounted position in a standard relay rack

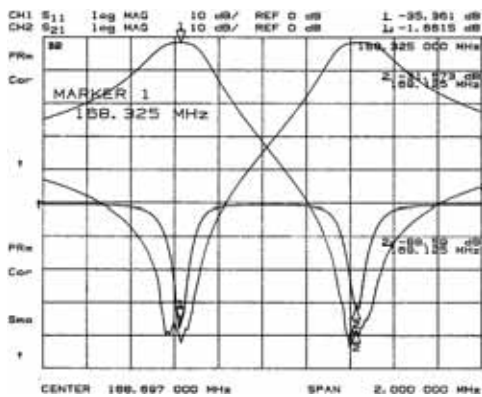
64536/ENC



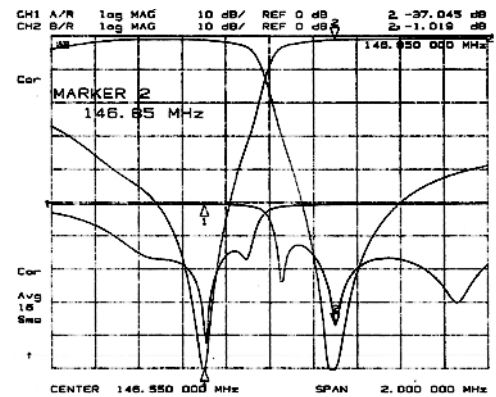
64544/SNC



64674/SNC



64546/SNC



PASS NOTCH