

DUPLXERS - BASE STATION ANTENNA

375 - 512 MHz


ELECTRICAL SPECIFICATIONS

Model Number	65676/SNB	65534/ENC	65536/ENC	65544/SNC
Frequency Band (MHz)	375-440	440-512	440-512	440-512
Input Power	200 W	100 W	100 W	150 W
Spacing Min Space vs Loss Max Loss	1.60 MHz 1.6 dB	5.00 MHz 1.0 dB	3.00 MHz 2.0 dB	3.00 MHz 1.2 dB
Spacing Max Space vs Loss Min Loss	30 MHz 1.1 dB	30 MHz 0.8 dB	30 MHz 1.2 dB	30 MHz 0.8 dB
Isolation Min Type	90 dB 95 dB	80 dB 85 dB	85 dB 90 dB	85 dB 90 dB
Cavities Size / Qty.	7" / 6	3" / 4	3" / 6	4" / 4
List Price	\$2,115.00	\$710.00	\$897.00	\$1,225.00


MECHANICAL SPECIFICATIONS

Dim (HxWxD) (Max.)	Inches	22 3/4 x 19 x 19	5 1/2 x 19 x 10 3/4	3 1/2 x 19 x 15	19 x 19 x 12
	Metric	578 x 483 x 483	140 x 483 x 274	89 x 483 x 381	140 x 483 x 305
Connectors		N Female	N Female	N Female	N Female
Finish		EMR Gray	Chem Film	Chem Film	EMR Gray
Ship Weight: lbs.		78	7	9	19
kg.		35.4	3.2	4.1	8.7

Dimensions are based on mounted position in a standard relay rack




65676/SNB



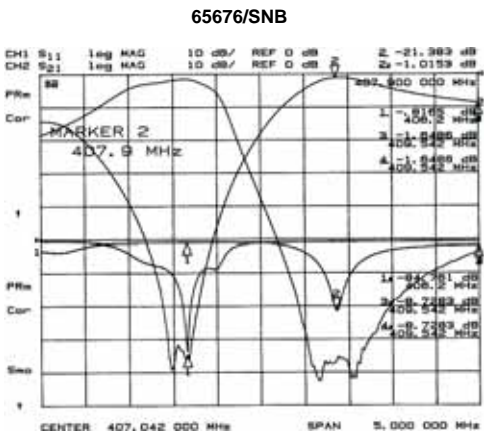
65534/ENC



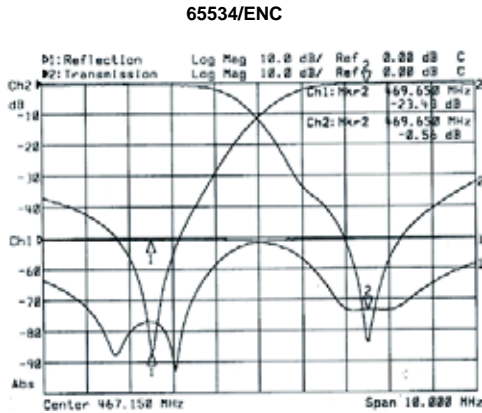
65536/ENC



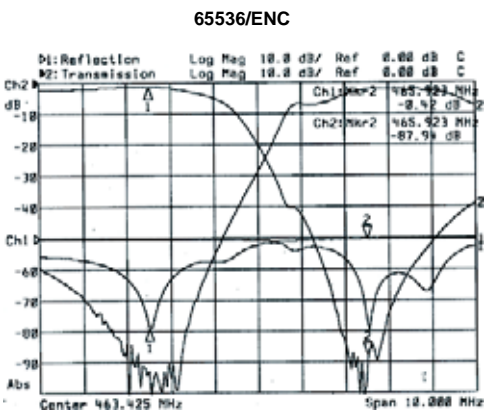
65544/SNC



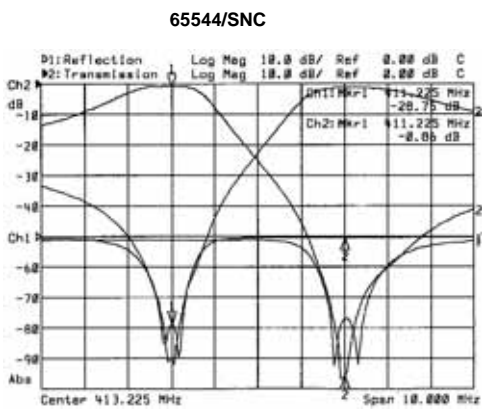
65676/SNB



65534/ENC



65536/ENC



65544/SNC

PASS NOTCH