



DUPLEXERS - BASE STATION ANTENNA 440 - 806 MHz


65674/SNC



65546/SNC



65676/SNC



ELECTRICAL SPECIFICATIONS

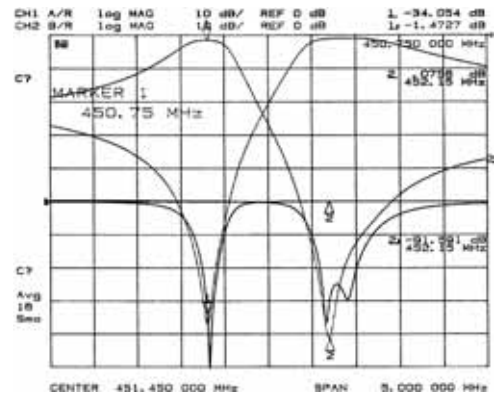
Model Number	65674/SNC	65546/SNC	65676/SNC	Contact Factory (623) 581-2875
Frequency Band (MHz)	440-512	440-512	440-512	512-806
Input Power	200 W	150 W	200 W	▲
Spacing vs Loss	Min Space 2.00 MHz Max Loss 1.5 dB	2.00 MHz 1.8 dB	750 KHz 2.5 dB	
Spacing vs Loss	Max Space 30 MHz Min Loss 0.8 dB	30 MHz 1.2 dB	30 MHz 1.1 dB	
Isolation Type	Min 85 dB Type 95 dB	90 dB 95 dB	90 dB 95 dB	
Cavities Size / Qty.	7" / 4	4" / 6	7" / 6	
List Price	\$1,375.00	\$1,866.00	\$2,097.00	

MECHANICAL SPECIFICATIONS

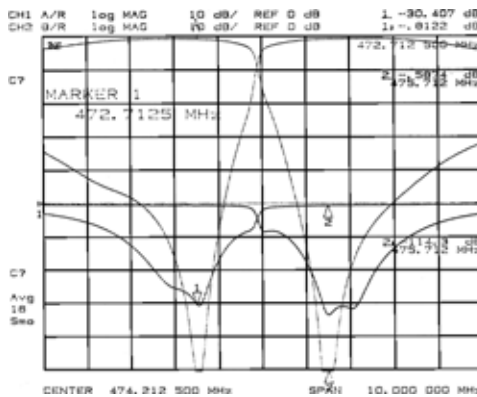
Dim (HxWxD) (Max.)	Inches	15 3/4 x 19 x 19	8 3/4 x 19 x 19	22 3/4 x 19 x 19
	Metric	401 x 483 x 483	223 x 483 x 483	578 x 483 x 483
Connectors		N Female	N Female	N Female
Finish		EMR Gray	EMR Gray	EMR Gray
Ship Weight: lbs.		37	33	78
kg.		16.8	15.0	35.4

Dimensions are based on mounted position in a standard relay rack

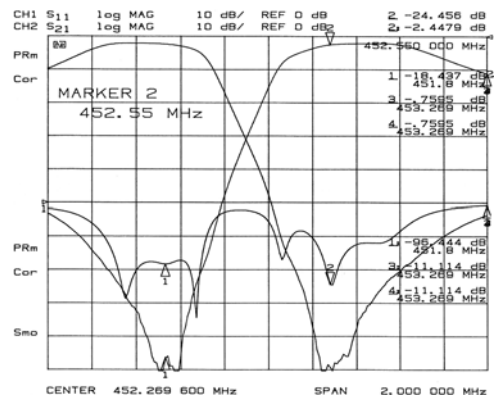
65674/SNC



65546/SNC



65676/SNC



PASS NOTCH