

DUPLEXERS - BASE STATION ANTENNA

66 - 190 MHz

ELECTRICAL SPECIFICATIONS

Model Number	63544/SND	Contact Factory (623) 581-2875	64326/ENC	64534/ENC
Frequency Band (MHz)	66-88	118-138	144-174	144-190
Input Power	150 W	↑	70 W	100 W
Spacing vs Loss	Min Space 0.75 MHz Max Loss 1.2 dB		2.50 MHz 1.5 dB	5.00 MHz 1.2 dB
Spacing vs Loss	Max Space 10 MHz Min Loss 0.8 dB		10 MHz 0.8 dB	15 MHz 0.8 dB
Isolation	Min 80 dB Type 85 dB		80 dB 85 dB	80 dB 85 dB
Cavities	Size / Qty. 4" / 4		2" / 6	3" / 4
List Price	\$1,509.00		\$605.00	\$765.00

MECHANICAL SPECIFICATIONS

Dim (HxWxD) (Max.)	Inches	47 x 19 x 4 1/2	2 x 11 1/4 x 4 3/4	7 x 19 x 9 3/4
	Metric	1194 x 483 x 115	51 x 286 x 121	178 x 483 x 248
Connectors		N Female	BNC Female	N Female
Finish		EMR Gray	Chem Film	Chem Film
Ship Weight: lbs.		65	3	8
kg.		29.5	1.4	3.7

Dimensions are based on mounted position in a standard relay rack

63544/SND




PASS NOTCH

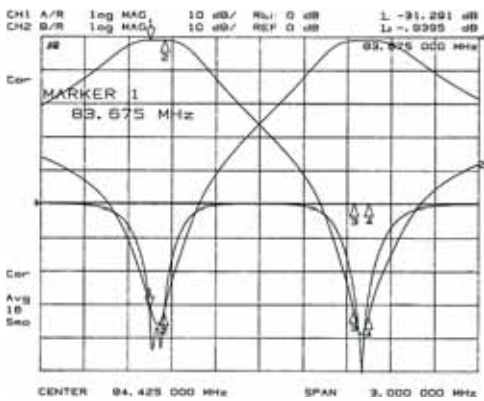
64326/ENC



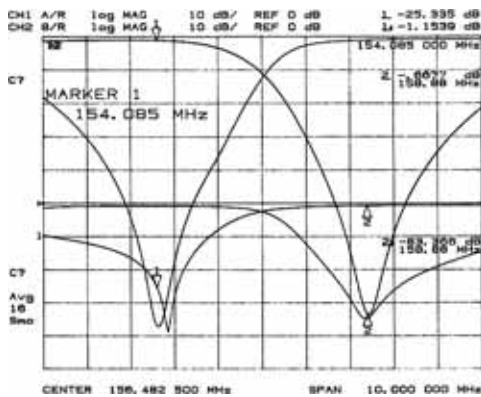
64534/ENC



63544/SND



64326/ENC



64534/ENC

