


BROADCAST CAVITY RESONATORS 450-960 MHz

FM6554/SB

FM6554/SN



FM6654/SB1-2



FM6654/SN1



ELECTRICAL SPECIFICATIONS

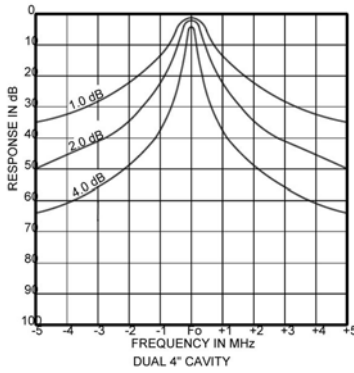
Model Number	FM6554/SB	FM6554/SN	FM6654/SB1-2	FM6654/SN1
Frequency Band (MHz)	450-455	450-455	944-960	944-960
I/P Power	150 W	150 W	150 W	150 W
Insertion Loss	See Application Notes on Page 45			
Attenuation	See Performance Plots Below			
Impedance	50 Ω	50 Ω	50 Ω	50 Ω
VSWR	1.25:1 or Better	1.25:1 or Better	1.25:1 or Better	1.25:1 or Better
Electrical Length	1/4 λ	1/4 λ	1/4 λ	1/4 λ
Temp Range	- 22 to +140 °F - 30 to 60 ° C	- 22 to +140 °F - 30 to 60 ° C	- 22 to +140 °F - 30 to 60 ° C	- 22 to +140 °F - 30 to 60 ° C
Dual	\$618.00	\$642.00	\$581.00	\$618.00
Triple	\$920.00	\$956.00	\$866.00	\$920.00

MECHANICAL SPECIFICATIONS

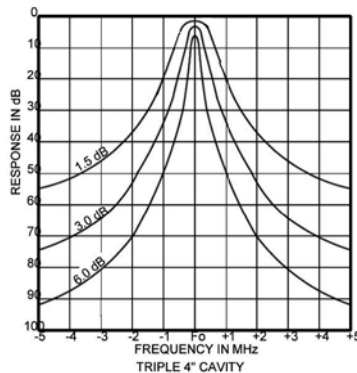
Dim (D x W)	Inches	4 x 4	4 x 4	4 x 4	4 x 4
Individual Cavity	Metric	102 x 102	102 x 102	102 x 102	102 x 102
Dim (Height)	Inches	13 3/4 x 15 1/2	13 3/4 x 15 1/2	7 3/4 x 9 1/2	7 3/4 x 9 1/2
Individual Cavity	Metric	350 x 394	350 x 394	197 x 242	197 x 242
Connectors		N Female	N Female	N Female	N Female
Finish		EMR Gray	EMR Gray	EMR Gray	EMR Gray
Ship Weight: lbs.		8	8	12	6
kg.		3.7	3.7	5.5	2.8

For performance plots not shown, please contact the factory.

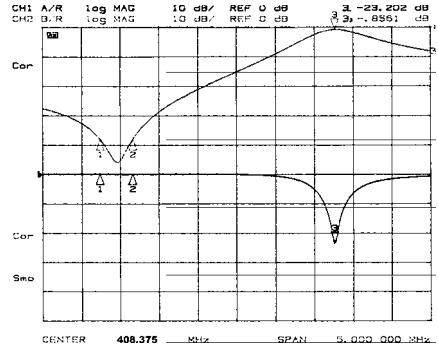
FM6554/SB-2



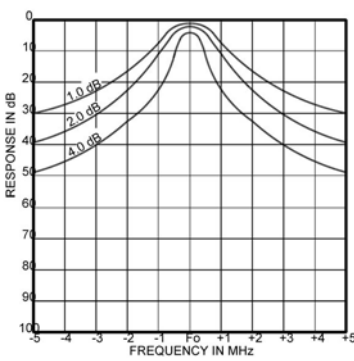
FM6554/SB-3



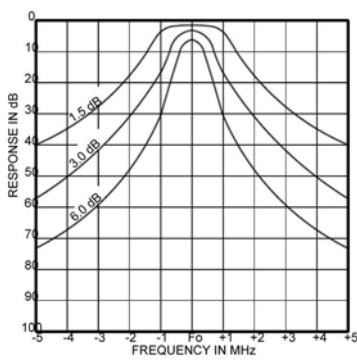
FM6554/SN-2



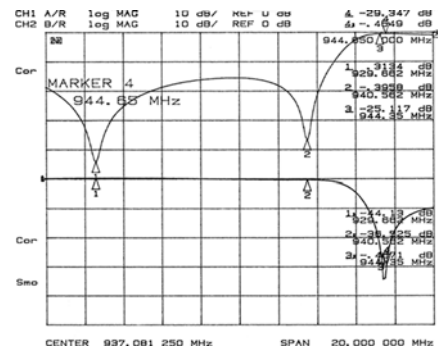
FM6654/SB1-2



FM6654/SB1-3



FM6654/SN1-2



BAND PASS & PASS NOTCH