


BROADCAST CAVITY RESONATORS 88-108 MHz

ELECTRICAL SPECIFICATIONS

Model Number	FM63610/SB-3	FM63710/SBH-3	FM63810/SBHF-3
Frequency Band (MHz)	88-108	88-108	88-108
I/P Power	250 W	350 W	500 W
Insertion Loss	0.9 - 1.25 dB	0.9 - 1.25 dB	0.9 - 1.25 dB
Attenuation @ +/- 1 MHz	30+ dB	30+ dB	30+ dB
Impedance	50 Ω	50 Ω	50 Ω
VSWR	1.2:1	1.2:1	1.2:1
Based on 200 KHz passband			
Electrical Length	1/4 λ	1/4 λ	1/4 λ
Temp Range	- 22 to +140 °F - 30 to +60 ° C	- 22 to +140 °F - 30 to +60 ° C	- 22 to +140 °F - 30 to +60 ° C
Dual	\$1,883.00	\$1,985.00	\$2,149.00
Triple	\$2,621.00	\$2911.00	\$3,218.00

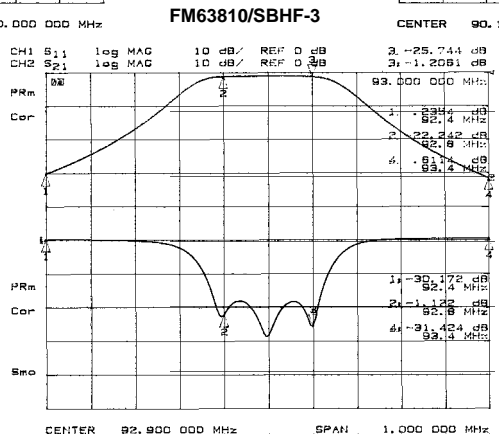
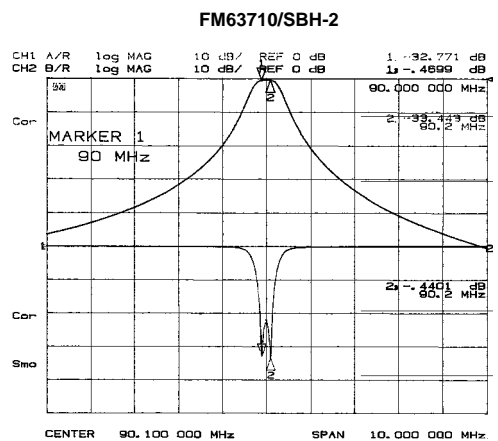
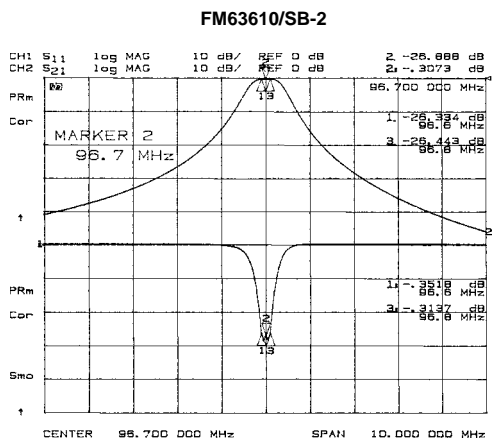
MECHANICAL SPECIFICATIONS

Dim (D x W)	Inches	21 x 21 1/2	21 x 21 1/2	21 x 25 1/2
	Metric	534 x 648	534 x 648	534 x 648
Dim (Height)	Inches	38 - 46 1/2	38 - 46 1/2	38 - 46 1/2
	Metric	966 x 1182	966 x 1182	966 x 1182
Connectors		N Female	N Female	7/8 Flange
Finish		EMR Gray	EMR Gray	EMR Gray
Ship Weight: lbs.		175	185	187
	kg.	79.4	83.9	84.8



BAND PASS

For performance plots not shown, please contact the factory.



BROADCAST CAVITY RESONATORS 88-108 MHz

FM63812/SB



FM63A12/SBH




ELECTRICAL SPECIFICATIONS

Model Number	FM63812/SB-3	FM63A12/SBH-3	FM63B12/SBHF-3
Frequency Band (MHz)	88-108	88-108	88-108
I/P Pwr, @ 1.0 dB	500 W	1000 W	2000 W
Insertion Loss	0.5 - 0.8 dB	0.5 - 0.8 dB	0.5 - 0.8 dB
Attenuation @ 1 MHz	30+ dB	30+ dB	30+ dB
Impedance	50 Ω	50 Ω	50 Ω
VSWR	1.2:1	1.2:1	1.2:1
Based on 200 KHz passband			
Electrical Length	1/4 λ	1/4 λ	1/4 λ
Temp Range	- 22 to +140 °F - 30 to +60 °C	- 22 to +140 °F - 30 to +60 °C	- 22 to +140 °F - 30 to +60 °C
Dual	\$3,013.00	\$3,117.00	\$3,280.00
Triple	\$4,170.00	\$4,472.00	\$4,799.00

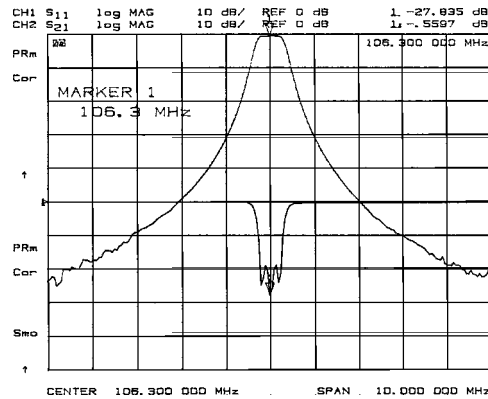
MECHANICAL SPECIFICATIONS

Dim (D x W)	Inches	25 1/2 x 25 1/2	25 1/2 x 25 1/2	25 1/2 x 29 1/2
	Metric	534 x 648	534 x 648	648 x 753
Dim (Height)	Inches	38 to 46 1/2	38 to 46 1/2	38 to 46 1/2
	Metric	966 to 1182	966 to 1182	966 to 1182
Connectors	7/8 Flange			7/8 Flange
Finish	EMR Gray			EMR Gray
Ship Weight: lbs.	230		230	263
kg.	104.4		104.4	119.3

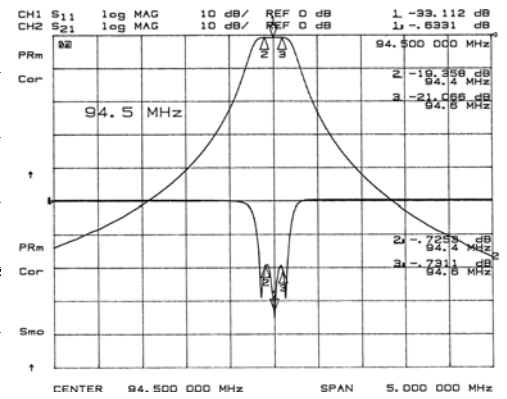


FM63B12/SBHF-2

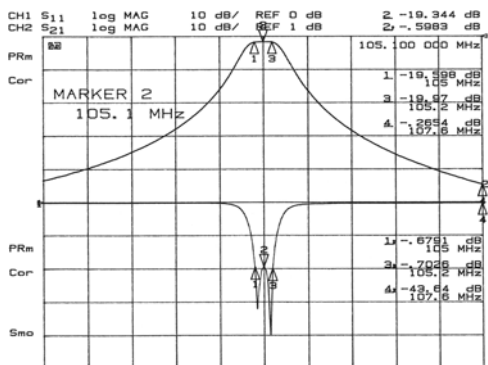
FM63812/SB-3



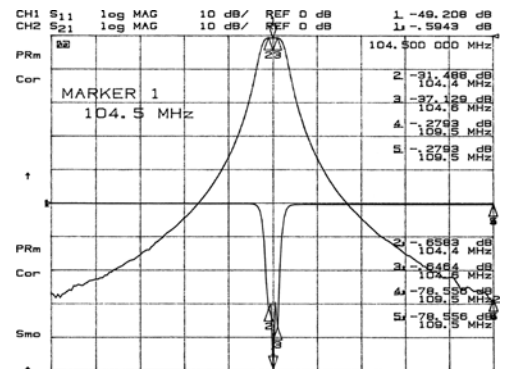
FM63A12/SBHF-3



FM63A12/SBHF-2 & FM63B12/SBHF-2



FM63B12/SBHF-3



BAND PASS

BROADCAST CAVITY RESONATORS 88-108 MHz

ELECTRICAL SPECIFICATIONS

Model Number	FM6354/SB-2	FM6367/SB-2	FM6367/SBH-2	FM6367/SBHF-2
Frequency Band (MHz)	88-108	88-108	88-108	88-108
Input Power	150 W	200 W	250 W	350 W
Insertion Loss	1 - 1.5 dB	0.6 - 1.2 dB	0.6 - 1.2 dB	0.6 - 1.2 dB
Attenuation @ +/- 1 MHz	23 dB	20 dB	20 dB	20 dB
Impedance	50 Ω	50 Ω	50 Ω	50 Ω
VSWR Based on 200 KHz passband	1.35:1	1.35:1	1.35:1	1.35:1
Electrical Length	1/4 λ	1/4 λ	1/4 λ	1/4 λ
Temp Range	- 22 to +140 °F - 30 to +60 ° C	- 22 to +140 °F - 30 to +60 ° C	- 22 to +140 °F - 30 to +60 ° C	- 22 to +140 °F - 30 to +60 ° C
Dual	\$847.00	\$1,241.00	\$1,356.00	\$1,549.00
Triple	\$1,365.00	\$1,895.00	\$1,973.00	\$2,360.00

MECHANICAL SPECIFICATIONS

Dim (D x W)	Inches	4 1/2 x 19	7 1/2 x 19	7 1/2 x 19	7 1/2 x 19
	Metric	115 x 483	191 x 483	191 x 483	191 x 483
Dim (Height)	Inches	38 to 46 1/2	38 to 46 1/2	38 to 46 1/2	38 to 46 1/2
	Metric	966 to 1,182	966 to 1,182	966 to 1,182	966 to 1,182
Connectors		N Female	N Female	N Female	N Female
Finish		EMR Gray	EMR Gray	EMR Gray	EMR Gray
Ship Weight: lbs.		22	48	55	71
	kg.	10.0	21.8	25.0	32.3

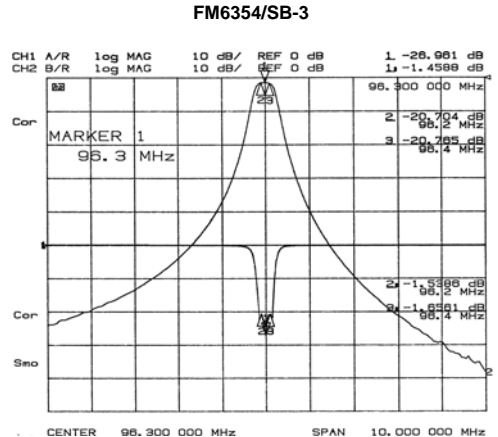
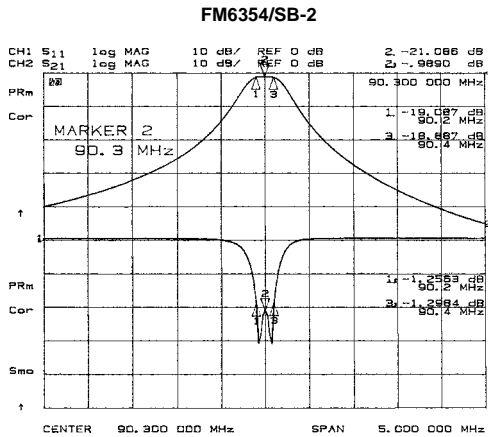
For performance plots not shown, please contact the factory.

BAND PASS



FM6367/SBH

FM6367/SBHF



**FM6367/SB-2,
FM6367/SBH-2 &
FM6367/SBHF-2**

