

CAVITY RESONATORS

UHF 894 - 960 MHz


6654/SND3



6667/SND3



6667/SND3H-2

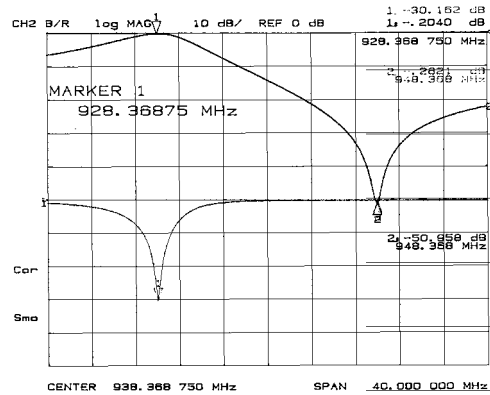


ELECTRICAL SPECIFICATIONS

Model Number	6654/SND3	6667/SND3	6667/SND3H
Frequency Band (MHz)	894-960	894-960	894-960
Input Power-See Appl. Notes	100 W	200 W	250 W
Insertion Loss	See Application Notes on Page 45		
Attenuation	See Charts Below	See Charts Below	See Charts Below
Impedance	50 Ω	50 Ω	50 Ω
VSWR	1.25:1 or Better	1.25:1 or Better	1.25:1 or Better
Electrical Length	3/4 λ	3/4 λ	3/4 λ
Temp Range	- 22 to +140 °F - 30 to +60 °C	- 22 to +140 °F - 30 to +60 °C	- 22 to +140 °F - 30 to +60 °C
Single	\$267.00	\$315.00	\$479.00
Dual	\$642.00	\$739.00	\$1,065.00
Triple	\$956.00	\$1,102.00	\$1,592.00

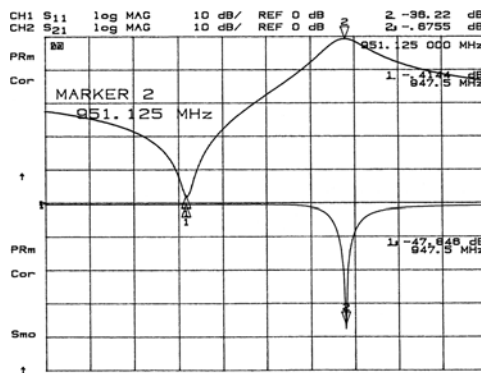
MECHANICAL SPECIFICATIONS

Dim (d x w)		4" x 4"	7" x 7"	7" x 7"
Individual Cavity		102 x 102 mm	178 x 178 mm	178 x 178 mm
Dim (Height)	Inches	8" - 11"	11" - 12 1/2"	11" - 12 1/2"
Individual Cavity	Metric	204 - 280 mm	280 - 318 mm	280 - 318 mm
Connectors		N Female	N Female	N Female
Finish		EMR Gray	EMR Gray	EMR Gray
Ship Weight: Single		8 lbs. (3.7 kg.)	6 lbs. (2.8 kg.)	15 lbs. (6.9 kg.)
Dual		18 lbs. (8.2 kg.)	10 lbs. (4.6 kg.)	24 lbs. (10.9 kg.)
Triple		23 lbs. (10.5 kg.)	14 lbs. (6.4 kg.)	35 lbs. (15.9 kg.)

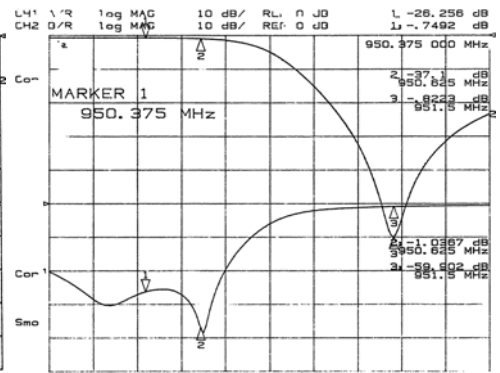


For performance plots not shown, please contact the factory.

6667/SND3 & 6667/SND3H



6667/SND3-2



PASS NOTCH