



INTERMODULATION CONTROL DEVICES

1000 - 2500 MHz


Model No. List Price	Frequency	Isolator Stage	Pwr: Input Refl	Bandwidth: Fixed	Insertion Loss	Isolation	Load Termination	Actual Dimensions Inches Metric	Ship Wt. lbs kg.
77412 \$600.00	1000-1300	Single	30 W 15 W	Contact Factory	0.40 dB	35+ dB	15 W	3 1/2 x 19 x 4 3/4 89 x 483 x 121	5 2.3
77413 \$615.00	1000-1300	Single	50 W 30 W	Contact Factory	0.40 dB	35+ dB	30 W	3 1/2 x 19 x 4 3/4 89 x 483 x 121	5 2.3
77414 \$665.00	1000-1300	Single	50 W 50 W	Contact Factory	0.40 dB	35+ dB	60 W	3 1/2 x 19 x 6 1/4 89 x 483 x 159	5 2.3
77514 \$685.00	1000-1300	Single	125 W 60 W	Contact Factory	0.40 dB	35+ dB	60 W	3 1/2 x 19 x 6 1/4 89 x 483 x 159	5 2.3
77422 \$1,165.00	1000-1300	Dual	30 W 15 W	Contact Factory	0.60 dB	70+ dB	15/15 W	3 1/2 x 19 x 5 89 x 483 x 127	6 2.8
77423 \$1,180.00	1000-1300	Dual	50 W 30 W	Contact Factory	0.60 dB	70+ dB	15/30 W	3 1/2 x 19 x 5 89 x 483 x 127	6 2.8
77424 \$1,220.00	1000-1300	Dual	50 W 50 W	Contact Factory	0.60 dB	70+ dB	30/60 W	3 1/2 x 19 x 6 89 x 483 x 153	6 2.8
77524 \$1,240.00	1000-1300	Dual	125 W 60 W	Contact Factory	0.60 dB	70+ dB	30/60 W	3 1/2 x 19 x 6 89 x 483 x 153	6 2.8
*****	1300-2500	****	PLEASE CONTACT OUR FACTORY ENGINEERS FOR SPECIFICS AT THIS FREQUENCY RANGE						




77412




77413




77414




77514




77422



77423



77424



77524