


# INTERMODULATION CONTROL DEVICES

## 300 - 650 MHz


Model No. List Price	Frequency	Isolator Stage	Pwr: Input Refl	Bandwidth: Fixed	Insertion Loss	Isolation	Load Termination	Actual Dimensions Inches Metric	Ship Wt. lbs kg.
75311 \$445.00	300-650	Single	20 W 10 W	See Page 40 Figure 1 & 2	0.40 dB	35+ dB	10 W	3 1/2 x 19 x 3 1/2 89 x 483 x 89	3 1.4
75412 \$545.00	300-650	Single	30 W 15 W	See Page 40 Figure 1 & 2	0.40 dB	35+ dB	15 W	3 1/2 x 19 x 4 3/4 89 x 19 x 121	3 1.4
75413 \$560.00	300-650	Single	50 W 30 W	See Page 40 Figure 1 & 2	0.40 dB	35+ dB	30 W	3 1/2 x 19 x 4 3/4 89 x 483 x 121	3 1.4
75414 \$590.00	300-650	Single	50 W 50 W	See Page 40 Figure 1 & 2	0.40 dB	35+ dB	60 W	3 1/2 x 19 x 6 1/4 89 x 483 x 159	5 2.3
75514 \$610.00	300-650	Single	125 W 60 W	See Page 40 Figure 1 & 2	0.40 dB	35+ dB	60 W	3 1/2 x 19 x 6 1/4 89 x 483 x 159	5 2.3
75515 \$795.00	300-650	Single	125 W 125 W	See Page 40 Figure 1 & 2	0.40 dB	35+ dB	125 W	3 1/2 x 19 x 10 3/4 89 x 483 x 261	7 3.2
75514A/H \$680.00	300-650	Single	150 W 75 W	See Page 40 Figure 1 & 2	0.40 dB	35+ dB	75 W	3 1/2 x 19 x 7 5/8 89 x 483 x 194	5 2.3
75515A/H \$925.00	300-650	Single	150 W 150 W	See Page 40 Figure 1 & 2	0.40 dB	35+ dB	150 W	5 1/4 x 19 x 11 1/2 134 x 483 x 293	10 4.6




75311




75412




75413




75414




75514



75515



75514A/H




75515A/H

# INTERMODULATION CONTROL DEVICES


## 300 - 650 MHz

Model No. List Price	Frequency	Isolator Stage	Pwr: Input Refl	Bandwidth: Fixed	Insertion Loss	Isolation	Load Termination	Actual Dimensions Inches Metric	Ship Wt. lbs kg.
75615 \$1,095.00	300-650	Single	200 W 125 W	See Page 40 Figure 3 & 4	0.40 dB	35+ dB	125 W	5 1/4 x 483 x 10 1/4 134 x 483 x 261	8 3.7
75616 \$1,295.00	300-650	Single	200 W 200 W	See Page 40 Figure 3 & 4	0.40 dB	35+ dB	250 W	8 3/4 x 483 x 5 223 x 483 x 127	12 5.5
75615/H \$1,160.00	300-650	Single	250 W 125 W	See Page 40 Figure 3 & 4	0.40 dB	35+ dB	125 W	8 3/4 x 483 x 10 1/4 223 x 483 x 261	7 3.2
75616/H \$1,355.00	300-650	Single	250 W 250 W	See Page 40 Figure 3 & 4	0.40 dB	35+ dB	250 W	8 3/4 x 19 x 6 1/4 223 x 483 x 159	12 5.5
75615/HF \$1,400.00	300-650	Single	250 W 125 W	See Page 40 Figure 3 & 4	0.40 dB	35+ dB	125 W	8 3/4 x 19 x 9 3/4 223 x 483 x 248	10 4.6
75616/HF \$1,590.00	300-650	Single	250 W 250 W	See Page 40 Figure 3 & 4	0.40 dB	35+ dB	250 W	8 3/4 x 19 x 9 1/4 223 x 483 x 235	14 6.4


IM PANELS




75615




75616




75615/H



75616/H



75615/HF




75616/HF

# INTERMODULATION CONTROL DEVICES

## 300 - 650 MHz


Model No. List Price	Frequency	Isolator Stage	Pwr: Input Refl	Bandwidth: Fixed	Insertion Loss	Isolation	Load Termination	Actual Dimensions Inches Metric	Ship Wt. lbs kg.
75422 \$850.00	300-650	Dual	30 W 15 W	See Page 43 Figure 3 & 4	0.60 dB	70+ dB	15/15 W	3 1/2 x 19 x 5 89 x 483 x 127	4 1.9
75423 \$865.00	300-650	Dual	50 W 30 W	See Page 43 Figure 3 & 4	0.60 dB	70+ dB	15/30 W	3 1/2 x 19 x 5 89 x 483 x 127	4 1.9
75424 \$910.00	300-650	Dual	50 W 50 W	See Page 43 Figure 3 & 4	0.60 dB	70+ dB	30/60 W	3 1/2 x 19 x 6 89 x 483 x 153	4 1.9
75524 \$940.00	300-650	Dual	125 W 60 W	See Page 43 Figure 3 & 4	0.60 dB	70+ dB	30/60 W	3 1/2 x 19 x 6 89 x 483 x 153	4 1.9
75524A \$960.00	300-650	Dual	125 W 75 W	See Page 43 Figure 3 & 4	0.60 dB	70+ dB	30/75 W	3 1/2 x 19 x 7 89 x 483 x 178	5 2.3
75525 \$1,135.00	300-650	Dual	125 W 125 W	See Page 43 Figure 3 & 4	0.60 dB	70+ dB	60/125 W	3 1/2 x 19 x 9 3/4 89 x 483 x 248	8 3.7
75524A/H \$1,020.00	300-650	Dual	150 W 75 W	See Page 43 Figure 3 & 4	0.60 dB	70+ dB	30/75 W	3 1/2 x 19 x 7 1/2 89 x 483 x 191	5 2.3
75525/H \$1,195.00	300-650	Dual	150 W 125 W	See Page 43 Figure 3 & 4	0.60 dB	70+ dB	60/125 W	5 1/4 x 19 x 9 3/4 134 x 483 x 248	8 3.7
75525A/H \$1,280.00	300-650	Dual	150 W 150 W	See Page 43 Figure 3 & 4	0.60 dB	70+ dB	60/150 W	5 1/4 x 19 x 10 3/4 134 x 483 x 274	9 4.1




75422




75423




75424




75524




75524A




75525



75524A/H



75525/H




75525A/H


# INTERMODULATION CONTROL DEVICES

## 300 - 650 MHz


Model No. List Price	Frequency	Isolator Stage	Pwr: Input Refl	Bandwidth: Fixed	Insertion Loss	Isolation	Load Termination	Actual Dimensions Inches Metric	Ship Wt. lbs kg.
75625 \$1,675.00	300-650	Dual	200 W 125 W	Contact Factory	0.60 dB	70+ dB	60/125 W	8 3/4 x 19 x 9 3/4 223 x 483 x 247	8 3.7
75626 \$1,745.00	300-650	Dual	200 W 200 W	Contact Factory	0.60 dB	70+ dB	60/250 W	8 3/4 x 19 x 5 223 x 483 x 127	11 5.0
75625/H \$1,735.00	300-650	Dual	250 W 125 W	Contact Factory	0.60 dB	70+ dB	60/125 W	8 3/4 x 19 x 9 3/4 223 x 483 x 247	8 3.7
75626/H \$1,935.00	300-650	Dual	250 W 250 W	Contact Factory	0.60 dB	70+ dB	60/250 W	8 3/4 x 19 x 9 3/4 223 x 483 x 247	11 5.0
75625/HF \$1,975.00	300-650	Dual	250 W 125 W	Contact Factory	0.60 dB	70+ dB	60/125 W	8 3/4 x 19 x 9 1/4 223 x 483 x 235	11 5.0
75626/HF \$2,185.00	300-650	Dual	250 W 250 W	Contact Factory	0.60 dB	70+ dB	60/250 W	8 3/4 x 19 x 8 3/4 223 x 483 x 223	16 7.3




75625




75626




75625/H



75626/H



75625/HF



75626/HF

IM PANELS